





































# GAMME CONSTELLATION

## FORMAT 1200 X 800

GAMME	PERFORATION				DIAMÈTRE ET ENTRAXE			TAUX DE PERFORATION		ALPHA W
	TRIANGLE	RONDE	CARRÉE	OVALE				FACE SUP.	FACE INF. VUE	
										
BALANCE			X		 13		36 X 36	10.07%	13.14%	0.55
BÉLIER		X			 15		40 X 40	9.62%	12.57%	0.50
CANCER		X			 07		32 X 32	3.61%	4.90%	0.25
CAPRICORNE		X			 15		28 X 28	12.50%	19.88%	
CENTAURE		X			 07		25 X 25	4.87%	8.04%	0.40
CRATÈRE			X		 07		32 X 32	4.34%	5.85%	0.30
GÉMEAUX	X				 31/19		31 X 31	9.75%	15.15%	0.50
LION	X				 28/14		31 X 31	18.09%	24.18%	0.55
LYRE		X			 07		18 X 18	10.01%	15.79%	0.45
GRANDE OURSE		X			 11		22 X 22	15.39%	22.90%	0.65
POISSONS		X			 08		18 X 18	12.57%	19.24%	0.50
SAGITTAIRE			X		 11		25 X 25	15.08%	22.88%	0.60
PÉGASE				X	 L 69 17		15	18.99%	24.94%	0.60
TAUREAU		X			 10		25 X 25	7.87%	12.57%	
TRIANGLE	X				 08/08		22 X 22	2.69%	4.18%	0.25